

Replacement Parts Starters and Contactors – AC Coils

Selection

1

2

3

4

5

6

7

8

Ordering Information

► 4th character of starter or contactor catalog number indicates model.

AC Coils — For Class 14, 17, 18, 22, 25, 26, 30, 32, 36, 37, 40, 43, 83, 84, 87, 88

	Size	Model	Volts		Catalog Number	List Price \$
			60Hz	50Hz		
	00-2 1/2	P U (ESP200)	24 120 110-120/220-240 208 220-240 277 220-240/440-480 440-480 575-600	24 110 110/190-220 — 190-220 240 190-220/380-440 380-440 550	75D73070J 75D73070F 75D73070A 75D73070D 75D73070G 75D73070L 75D73070C 75D73070H 75D73070E	
	3, 3 1/2	P U (ESP200)	24 120 110-120/220-240 208 220-240 277 220-240/440-480 440-480 575-600	24 110 110/190-220 — 190-220 240 190-220/380-440 380-440 550	75D73251J 75D73251F 75D73251A 75D73251D 75D73251G 75D73251L 75D73251C 75D73251H 75D73251E	
	4	G U (ESP200)	24 120 120/220-240 208 220-240 277 220-240/440-480 440-480 575-600	24 110 110/190-220 — 190-220 240 190-220/380-440 380-440 550	75D70131J 75D70131F 75D70131A 75D70131D 75D70131G 75D70131L 75D70131C 75D70131H 75D70131E	
	4, 5	V (Vacuum)	23-26 110-127 200-220 220-240 240-277 380-420 440-480 575-600	23-26 110-127 200-220 220-240 240-277 380-420 440-480 575-600	3RT1966-5AB31 3RT1966-5AF31 3RT1966-5AM31 3RT1966-5AP31 3RT1966-5AU31 3RT1966-5AV31 3RT1966-5AR31 3RT1966-5AT31	
	5	P	23-26 110-127 200-220 220-240 240-277 380-420 440-480 575-600	23-26 110-127 200-220 220-240 240-277 380-420 440-480 575-600	3RT1965-5AB31 3RT1965-5AF31 3RT1965-5AM31 3RT1965-5AP31 3RT1965-5AU31 3RT1965-5AV31 3RT1965-5AR31 3RT1965-5AT31	
	6	P V (Vacuum)	23-26 110-127 200-220 220-240 240-277 380-420 440-480 575-600	23-26 110-127 200-220 220-240 240-277 380-420 440-480 575-600	3RT1975-5AB31 3RT1975-5AF31 3RT1975-5AM31 3RT1975-5AP31 3RT1975-5AU31 3RT1975-5AV31 3RT1975-5AR31 3RT1975-5AT31	
	7	H	100-250 150-500	100-250 150-500	75ZAF750-70 75ZAF750-71	
	8	H	100-250	100-250	75ZAF1650-70 ①	

① Set of 2 coils. Recommend to change printed circuit board when changing coils. 49ZP1650 see page 8/158.

Replacement Parts


Starters and Contactors – DC Coils, Late Break Aux Contacts, Rectifiers, Contact Kits

Selection

Ordering Information


- ▶ 4th character of starter or contactor catalog number indicates model.
- ▶ DC Coils for Size 00-4 require Late Break Interlock.

DC Coils — For Class 14, 17, 18, 22, 25, 26, 30, 32, 40, 43


	Size	Model	Volts DC	Catalog Number	List Price \$
	00-2 1/2	P U (ESP200)	12	75D73070R	
			24	75D73070S	
			32	75D73070T	
			48	75D73070U	
			125	75D73070V	
	250	75D73070W			
	3, 3 1/2	P U (ESP200)	12	75D73251R	
			24	75D73251S	
			32	75D73251T	
			48	75D73251U	
			125	75D73251V	
	250	75D73251W			
	4	G U (ESP200)	48	75D70131U	
			125	75D70131V	
			250	75D70131W	
	4, 5	V (Vacuum)	23-26	3RT1966-5AB31	
42-48			3RT1966-5AD31		
110-127			3RT1966-5AF31		
240-277			3RT1966-5AU31		

Note: For sizes 7 & 8 contactors the AC coils are used for DC see page 16-155.


Late Break Auxiliary Contacts

	Control Size	Model	Catalog Number	List Price \$
	00-4	P, G, S, T	49AB01LB	

Board for Size 8 Contactor

	Control Size	Model	Catalog Number	List Price
	8	H	49ZP1650	

Contact Kits – Single Pole Stationary and Movable Contacts, Contact Spring ^①

Description	Size	Number of Poles in Kit	Model (4th position in part number)	Catalog Number	List Price \$
	Internal Aux Contact (00-1-2)		P, U	75AF14	
	00		P, U	75BF14	
	0		P, U	75CF14	
	1	1	P, U	75DF14	
	1 1/2+1P		P, U	75EF14	
	2	1	P, U	75FP14	
	2 1/2	1	P, U	75GP14	
	3	1	P, U	75HF14	
	3 1/2		P, U	75IF14	
	4	1	G, T	75JG14	
	4 (Vacuum)	3 (Bottles)	V, C	3RT1964-6V	
	5	3	P	3RT1966-6A	
5 (Vacuum)	3 (Bottles)	V, C	3RT1966-6V		
6	3	P	3RT1976-6A		
6 (Vacuum)	3 (Bottles)	V, C	3RT1976-6V		
14, 40	7	3	H	49ZL750	
	8	3	H	49ZL1650	

Armature and Magnet Kits

Size	Catalog Number	List Price \$
00-2 1/2	49AMSA2	
3-3 1/2	49AMSA3	
4	49AMSA4	

^① On 3-phase controls, all 3-poles should be replaced - 3 kits required.