

Field Modification Kits

Class SMF, MMS, MRS

Selection

Accessories—Class SMF

Description	Catalog Number	List Price \$
Handle Guard Kit with Padlock Provision	SMFFL1	
Emergency Off Actuator	SMFPB1	
Additional Key for Key Operated Devices	SMFFK1	

Pilot Light Kits—Class MMS, MRS^①

Device	Voltage Rating	Red Pilot Light		Green Pilot Light	
		Catalog Number	List Price \$	Catalog Number	List Price \$
Class SMF	115–277V AC	SMFPL10		SMFPL10G	

Enclosures—Class SMF

Enclosure Type	For Use With SMF	Catalog Number	List Price \$
Standard Size NEMA 1 General Purpose	F01, F01P, F02, F02P, F03, F03P, F04, F04P	SMFFE2	
Oversized NEMA Type 1 General Purpose	F01, F01P, F02, F02P, F03, F03P, F04, F04P	SMFFE1	
NEMA 3R, 4, 12 Watertight Dust-tight	F01, F01P, F02, F02P, F03, F03P, F04, F04P	SMF40BC1	

Nameplates—Class SMF

For Use On	Nameplate Marking	Without Pilot Light		With Pilot Light	
		Catalog Number	List Price \$	Catalog Number	List Price \$
Standard commercial switch box cover including stainless steel plates	None	SMFFN2		—	—
Stainless Steel Plate	None	SMFFSN3		SMFFSN4	
NEMA 1 surface mounted enclosure or gray flush plate	None	SMFFN30		SMFFN40	
	High	SMFFN31		SMFFN41	
	Low	SMFFN32		SMFFN42	

Replacement Parts—Class SMF, MMS

Description	Catalog Number	List Price \$
Replacement Toggle Kits: Type FW and KW (NEMA 4 Metallic Enclosure)	SMFHW1	

Accessories—Class MMS, MRS

Description	Catalog Number	List Price \$
Handle Guard Kit with Padlock Provision	SMFFL1	
Emergency Off Actuator	SMFPB1	
Additional Key for Key Operated Devices	SMFFK1	

Pilot Light Kits—Class MMS, MRS^①

Device	Voltage Rating	Red Pilot Light		Green Pilot Light	
		Catalog Number	List Price \$	Catalog Number	List Price \$
Class MMS	110–120V AC	SMFPL11		SMFPL11G	
	208–277V AC	SMFPL12		SMFPL12G	
	440–600V AC	SMFPL13		SMFPL13G	







Enclosures—Class MMS

Enclosure Type	For Use With MMS	Catalog Number	List Price \$
Standard Size NEMA 1 General Purpose	K01, K01P, K01B, K02, K02A, K02B, K03, K03A, K03B, K04, K04A, K04B	MMSKE3	
Oversized NEMA Type 1 General Purpose	K01, K02B, K02C, K03, K03A, K03B, K04, K04B, K04C, K02	SMFKE1	
Jumbo NEMA Type 1 General Purpose	K01, K02B, K02C, K03, K03A, K03B, K04, K04B, K04C, K02	SMFKE2	
NEMA 3R, 4, 12 Watertight Dust-tight	K01, K02B, K02C, K03, K03A, K03B, K04, K04B, K04C	SMF40BC1	

Nameplates—Class MMS

For Use On	Nameplate Marking	Without Pilot Light		With Pilot Light	
		Catalog Number	List Price \$	Catalog Number	List Price \$
Standard commercial switch box cover including stainless steel plates	None	SMFFN1		—	—
NEMA 1 surface mounted enclosure or gray flush plate	None	SMFFN10		SMFFN20	
	High	SMFFN11		SMFFN21	
	Low	SMFFN12		SMFFN22	
	Forward	SMFFN13		—	—
	Reverse	SMFFN14		SMFFN24	

^①Pilot lights can be field installed on standard NEMA 1 general purpose surface mount enclosures, and NEMA 3R, 4 and 12 enclosures only. For flush mounting units a complete switch unit with pilot light must be ordered.

	Description	Type	Catalog Number	List Price \$	
 3RV1901-1D	Auxiliary Contact Blocks				
	Plug in contactblock 1 block per 3RV mountable at the front	1 SPDT contact, NO/NC 1 NO +1 NC 1 SPDT contact NO/NC/electronic contact ^④		3RV1901-1D 3RV1901-1E 3RV1901-1G	
 3RV1901-1A	Side mount auxiliary contact with screw connection 1 side mount auxiliary contact per 3RV mountable on the left-hand side	1 NO +1 NC 2 NO 2 NC 2 NO +2 NC		3RV1901-1A 3RV1901-1B 3RV1901-1C 3RV1901-1J	
	Signaling Contact Block				
	Signaling contact 1 signaling contact per 3RV mountable on the left-hand side. Can also be fitted together with side mount auxiliary contact.	1NO+ 1NC for any trip + 1NO+ 1NC for short circuit trip only.		3RV1921-1M	
 3RV1912-1CP0	Auxiliary Releases				
	Undervoltage release 1 undervoltage release per 3RV mountable on the right-hand side. Cannot be fitted together with shunt trip.	AC 50Hz	AC 60Hz		
		— 230V 415V	120V 208V 240V 480V		
	Undervoltage release with early make contacts (2NO) 1 undervoltage release per 3RV mountable at the right-hand side. Cannot be fitted together with shunt trip.	AC 50Hz	AC 60Hz		
230V 415V		240V 480V			
 3RV1902-1DP0	Shunt trip 1 shunt trip per 3RV mountable at the right-hand side. Cannot be fitted together with undervoltage release.	AC 50Hz/60Hz ^①	DC ^②		
		20–24V 90–110V 200–240V 350–415V	20–70V 70–190V 190–330V 330–500V		
		Pilot Lights			
	For NEMA 1 enclosure only. Kit includes Red, Green, and Amber lenses	24V 120V 240V 480V 600V		49SBLBJ 49SBLBF 49SBLBG 49SBLBH 49SBLBE	③ ③ ③ ③ ③
 3RV1928-1H	Lug Kit				
	Required for Type E Manual Combination Starter	For 3RV with amp range: 0.11-22A up to 480V Max. 0.11-12.5A up to 575V Max		3RV1928-1H	
 3RV1901-0H	Mounting				
	Push-in Mounting Hole Kit For screw panel mounting of the 3RV	Four mounting holes required for each 3RV.		3RB1900-0B	
Sealing device					
	Adjustment Dial covers	For sealing the FLA adjustment dial (Kit includes 10 covers)		3RV1908-0P	
	Front mount auxiliary cover	For sealing the front mount auxiliary opening. (Kit includes 10 covers)		3RV1901-0H	
Door Operators					
	Thru-the-door operators Rotary operating mechanism, rated NEMA 12, lockable with up to 3 padlocks in the OFF position. Includes extension shift and connecting element for the 3RV.	With Black Handle	130mm depth	3RV1926-0B	
			330mm depth with supporting bracket	3RV1926-0K	






①100% on time.
 ②5 sec. max. on time.
 ③Product Category: PILO.

④ Compatible for use in dusty atmospheres. Contacts rated for 1-300mA @ 3-60V.

Field Modification Kits

Pilot Devices

Selection


Push Buttons and Selector Switches	Class	Enclosure Type	Controller Size or (Lighting Rating)	Type	Catalog Number	List Price \$			
 <p>49SBPB5</p>	14, 40, LEN, CLM [Ⓞ]	Open	00-4	Start, Stop Push Buttons	49SAPB5				
				Hand-Off-Auto Selector Switch	49SASB1				
				Off-On Selector Switch	49SASB4				
			1	00-4 or (20-100A)	Start, Stop Push Buttons	49SBPB5			
					Hand-Off-Auto Selector Switch	49SBSB1			
					Off-On Selector Switch	49SBSB4			
		12, 4/4X	00-8 or (200-400A)	Start, Stop Push Buttons	49SAP05				
				Hand-Off-Auto Selector Switch	49SAS01				
				Keyed Hand-Off-Auto (key removable in all positions)	49SAS09				
				Off-On Selector Switch	49SAS04				
				Start, Stop Push Buttons	49SAP05				
				Hand-Off-Auto Selector Switch	49SAS01				
 <p>49SBSB1</p>	22, 43	Open	00-4	Forward-Off-Reverse Selector Switch	49SASB2				
				Forward-Off-Reverse Selector Switch	49SBSB2				
			1	5-8	Forward, Reverse, Stop Push Buttons	49SAP02			
					Forward-Off-Reverse Selector Switch	49SAS02			
			12, 4/4X	0-8	Forward, Reverse, Stop Push Buttons	49SAP02			
					Forward-Off-Reverse Selector Switch	49SAS02			
		 <p>49SAP05</p>	30 (2S1W)	Open	0-4	High-Off-Low Selector Switch	49SASB3		
						High-Off-Low Selector Switch	49SBSB3		
						High, Low, Stop Push Buttons	49SAP03		
					1	0-1 ³ / ₄	High-Off-Low Selector Switch	49SAS03	
							High, Low, Stop Push Buttons	49SAP03	
							High-Off-Low Selector Switch	49SAS03	
 <p>49SAS01</p>	30 (2S2W)	12, 4/4X	0-4	High, Low, Stop Push Buttons	49SAP03				
				High-Off-Low Selector Switch	49SAS03				
				High-Off-Low Selector Switch	49SAS03				
			Open	0-4	High-Off-Low Selector Switch	49SASB3			
					High-Off-Low Selector Switch	49SBSB3			
					High, Low, Stop Push Buttons	49SAP03			
 <p>49SAS01</p>	17, 18, 36, 37, 83, 84, LED, LEF, LEB, CMN [Ⓞ] , CMF [Ⓞ] , CMB [Ⓞ]	1, 12, 4/4X	0-8 (20-400A)	High-Off-Low Selector Switch	49SAS03				
				Start, Stop Push Buttons	49SAP05				
				Hand-Off-Auto Selector Switch	49SAS01				
				Keyed Hand-Off-Auto (key removable in all positions)	49SAS09				
				Off-On Selector Switch	49SAS04				
				Forward, Reverse, Stop Push Buttons	49SAP02				
			1, 12, 4/4X	0-8	Forward-Off-Reverse Selector Switch	49SAS02			
					High, Low, Stop Push Buttons	49SAP03			
					1, 12, 4/4X	0-4	High-Off-Low Selector Switch	49SAS03	

[Ⓞ]To be used for replacement of switch only. Does not include relay or extra contact block on 30-400A CLM and CM Lighting Contactors. Class 49SB not available for these devices.


Field Modification Kits NEMA, Lighting and Heating Contactors, 20 Amp CLM, CMB, CMF, CMN

Selection

Solid State Control Module Kits For Lighting and Heating Contactors^①

	CLM 20 Amp Contactor Kit Description	Accessory	Catalog Number	List Price \$	Accessory	Catalog Number	List Price \$	Accessory	Catalog Number	List Price \$
	120V AC, 50/60 Hz	47 (2-Wire Control) (2W)		CLM4379771		48 (3-Wire Control) (3W)	CLM4379781		49 (Start/Stop Control) (3WS)	CLM4379791
24V AC/DC, 50/60 Hz	CLM4379772				CLM4379782			CLM4379792		
240/277V AC, 50/60 Hz	CLM4379773				CLM4379783			CLM4379793		
12V AC/DC, 50/60 Hz	CLM4379774				CLM4379784			CLM4379794		

Protective Shielding for NEMA Products



Class 14, 22, 30, 40, 43

Contactor or Starter Size	00-1¼	List Price \$	2-2½	List Price \$	3-3¾	List Price \$	4	List Price \$
Contactor Shield Catalog Number	49PSC1		49PSC2		49PSC3		49PSC4	
Starter Shield Catalog Number	49PSS1		49PSS2		49PSS3		49PSS4	

Class 17, 25, 32, 87




Disconnect Size	Catalog Number	List Price \$
30A	49PSD5	
60 & 100A	49PSD6	
200A	49PSD7	

^① These kits are only for use with 20A mechanically held lighting contactors.

Field Modification Kits

Pilot Lights

Selection

Description	Class	Enclosure Type	Controller Size or (Lighting Rating)	Lens Color(s)	Legend(s)	Voltage	Catalog Number	List Price \$
 <p>49SBLBF</p>	14, 40, 22, ^② 43, ^② 30 (2S2W), ^③ LEN, CLM	1	00-4 or (20-200A)	Red, Green, Amber	ON, RUN, OFF ^① , OL TRIPPED ^⑤ , FORWARD, REVERSE, LOW, HIGH	24 Vac	49SBLBJ	
						120 Vac	49SBLBF	
		208/240/277 Vac	49SBLBG					
		480 Vac	49SBLBH					
		600 Vac	49SBLBE					
		24 Vac (Full Voltage)	49SPL0BRJ					
	1	5-8 or (300-400A)	Red (Transformer Type)	ON	120 Vac	49SPL0BRF		
					240 Vac	49SPL0BRG		
		12, 4/4X	0-8 or (20-400A)	Green (Transformer Type)	OFF ^①	480 Vac	49SPL0BRH	
						600 Vac	49SPL0BRE	
			24 Vac (Full Voltage)	49SPL0AGJ				
				49SPL0AGF				
 <p>49SPL0BRF</p>	30 (2S1W) ^②	1	0-4	Red, Green, Amber	ON, RUN, OFF ^① , OL TRIPPED ^⑤ , FORWARD, REVERSE, LOW, HIGH	24 Vac	49SBLBJ	
						120 Vac	49SBLBF	
		208/240/277 Vac	49SBLBG					
		480 Vac	49SBLBH					
		600 Vac	49SBLBE					
		24 Vac (Full Voltage)	49SPL0BRJ					
	1	2-4	Red (Transformer Type)	ON	120 Vac	49SPL0BRF		
					240 Vac	49SPL0BRG		
		12, 4/4X	0-4	Green (Transformer Type)	OFF ^①	480 Vac	49SPL0BRH	
						600 Vac	49SPL0BRE	
			24 Vac (Full Voltage)	49SPL0AGJ				
				49SPL0AGF				
 <p>49SBLBL</p>	17, 18, 25, ^② 26, ^② 32, ^② 36, 37, 81, 83, 84, 87, 88, LED, LEF, LEB, CMN, CMF, CMB	1, 12, 4/4X	0-6 (20-400A)	Red (Transformer Type)	ON	24 Vac (Full Voltage)	49SPL0BRJ	
						120 Vac	49SPL0BRF	
		240 Vac	49SPL0BRG					
		480 Vac	49SPL0BRH					
		600 Vac	49SPL0BRE					
		24 Vac (Full Voltage)	49SPL0AGJ					
	1	0-1 ^{3/4} 00-4 or (20-200A)	Green (Transformer Type)	OFF ^①	120 Vac	49SPL0AGF		
					240 Vac	49SPL0AGG		
		480 Vac	49SPL0AGH					
		600 Vac	49SPL0AGE					
		—	—					
		—	49SBLBL					

① "Off" PL requires: (1) N.C. aux contact, 49AB01 on sizes 00-4.

② Class 22, 25, 26, 30, 32, 43, 83 & 84 requires qty. of (2) pilot light kits. Does not apply to 49SB kits. Select






appropriate legend plate as a separate item per type of starter; either "FORWARD" & "REVERSE" or "LOW" & "HIGH".

③ 2S2W is starter size 0-4.

④ Includes NC aux contact for NEMA starter Size 0-4.

⑤ The "OL TRIPPED" pilot light with a bimetal OLR, requires the OLR to have a N.O. contact as well as a N.C. contact.


Starter/Contactor Auxiliary Contact Kits

Description	Class	Size	Type	Catalog Number	List Price \$
	14, 17, 18, 22, 25, 26, 30, 32, 36, 37, 40, 43, 83, 84, 87, 88	00-4	1 NO	49AB10	
			1 NC	49AB01	
			1 NC Early Break	49AB01EB	
			1 NC Late Break	49AB01LB	
			1 NC Extra Late Break	49AB01XLB	
			1 NO Extra Late Make	49AB10XLM	
			1 NO & 1 NC	49AB11	
			2 NO	49AB20	
			4 NO	49AB40 ^⑤	
			3 NO & 1 NC	49AB31 ^⑤	
2 NO & 2 NC	49AB22 ^⑤				
	14, 17, 18, 22, 25, 26, 36, 37, 40, 43, 87, 88	5, 6	2 NO	3RH1921-1EA20 ^②	
			1 NO & 1 NC	3RH1921-1DA11 ^②	
			2 NC	3RH1921-1EA02 ^②	
	14, 17, 18, 22, 25, 26, 40, 43	7, 8	1 NO & 1 NC (Inside L or R)	49CAL18-11	
			1 NO & 1 NC (Outside L or R)	49CAL18-11B	
	LEN, LED, LEF, LEB	20-60 Amps	1 NO	49ACR0	
			1 NC	49ACRC	
			2 NO	49ACR7	
			1 NO & 1 NC	49ACR6	
			2 NC	49ACR8	
		100 Amps	1 NO	49D22125001	
			1 NC	49D22125002	
			1 NO/NC SPDT	49CE42SPDT	
		200-400 Amps	1 NO/NC SPDT	3RH1921-1DA11 ^②	
			CLM, CMN, CMF, CMB	20 Amps	1 NO/NC SPDT
	2 NO/NC SPDT			CLM4097292	
30-200 Amps	1 NO & 1 NC			CLMFCAK11	
	2 NC			CLMFCAK02	
	2 NO			CLMFCAK20	
	1 Coil Clearing NO & NC			CLMFCC11	
300-400 Amps	1 NO & 1 NC			CLMHCAK11	
	2 NC			CLMHCAK02	
	2 NO			CLMHCAK20	
	1 Coil Clearing NO & NC			CLMHCC11	

Disconnect Auxiliary Switch Kits

Description	Class	Disconnect Amp or CB Rating	Type	Catalog Number	List Price \$
Non-fusible or Fusible Type	17, 25, 32, 37, 83, 84, 87, 88, LED, LEF, CMN, CMF	30 - 200A	2 NO/2 NC DPDT (NEMA A600)	HA261234	
MCP	18, 26, 32, 37, 83, 84, 87, 88, LEB, CMB	3A-125A	1 NO/1 NC 240V	A02ED62 ^③	
		250A	1 NO/1 NC 480V	A02FD64 ^③	
		400A-600A	(2) 1 NO/1 NC SPDT-480V	A02JLD64 ^③	

Control Power Transformer Kits ^{①④}

Description	Recommended Transformer Size		VA Rating	Catalog Number	List Price \$	Transformer Table					
	Control Size	Transformer VA				Primary Volts	Secondary Volts	Code			
 Transformer 50/60HZ	00-2 1/2	45 or 50 ^④	45 VA	KT*050 ^{②④}		120	24	1			
	3-3 1/2	75	50 VA	KT*050P ^②		208	24	G			
	4	100	100 VA	KT*100		208	120	H			
	5-6	150	150 VA	KT*150		240/480	24	4			
	7-8	300	200 VA	KT*200		240/480	120	8			
	Lighting Control			300 VA	KT*300		277	24	5		
	CLM			500 VA	KT*500		277	120	7		
	20A, 2- 12P	150	Replace * with code from Transformer table. Kits used with NEMA 1 general purpose lift-off cover type require extra wide enclosure. Class 14 Sizes 0-2 1/2 Class 30 (2S2W) Sizes 0-2 1/2 Class 30 (2S1W) Sizes 0-1 1/2			600	24	6			
	30A, 3P	100				600	24	6			
	30A, 6- 12P	200				600	120	9			
	60A, 3P	100									
	60A, 4- 6P	150									
	60A, 8- 12P	250									
	100/200A, 3P	200									
	100/200A, 5P	250									
300/400A, 3P	250										
LEN											
20A, 3- 12P	25										
30/60A, 3- 6P	25										
30/60A, 9- 12P	50										
100/200A, 3P	75										
300/400A, 3P	150										

^① Installation of CPTs may require a larger enclosure.

^② 45VA transformer kits will include secondary but not primary fusing. Sizes 50VA and higher include

2-pole primary fusing and 1-pole secondary fusing.

^③ Product Category: MCCC.

^④ For 24VAC control a minimum of 100VA CPT is required.











^⑤ Assembled at the factory.

Field Modification Kits

ESP200 Accessories


Selection

Accessories

Description	Catalog Number	List Price \$
 ESP200 Tamper Resistance Cover	49ASTC1 3UB89848	
 ESP100/200 Mounting Plate	49ASMP1	
	49ASMP2	
	49ASMP3	
 Starter Mounting Adaptor Plate	49D70084	
 Mounting Kit	49ASMS1	
 Universal Reset Operator 8" for class 36, 37 and 81 in NEMA 1, 12 and 3/3R	49MARB	
 Single Reset (blue) for class 14, 17, 18, 22, 25, 26, 30 and 32 in NEMA 1, 12 and 4/4X	49MBRS	
 Single Reset (red) for class 14, 22 and 30 in NEMA 4/4X	49MBRSR	
 ESP200 Reset Extender	49ASRE	
 Oil Tight Boot For Single and Multi Unit using 49MARSR Resets Enclosure type 4, 4X	52AABA	
	Current Transformer 300:5 use with 48ATJ3S00	97CT005
	Current Transformer 400:5 use with 48ATK3S00	97CT006
	Current Transformer 600:5 use with 48ATL3S00	97CT008
	Current Transformer 750:5 use with 48ATM3S00	97CT009
	Current Transformer 1200:5 use with 48ATN3S00	97CT012

Miscellaneous Kits

Description	Class	Enclosure Type	Controller Size	Catalog Number	List Price \$								
 <p>Mechanical Interlock for Horizontally Mounted Contactors</p>	Includes wire	14, 40	Open	00-1 1 ¼ 2, 2 ½ 3, 3 ½ 4	49CCF22H 49EEF22H 49GFF22H 49HHP22H 49JJG22H								
	Interlock Only	14, 40	Open	5, 6	3RT1964-2A								
	Wire Kit Only			5	3RA1963-2A								
	Base Plate Only			6	3RA1973-2A								
	Mechanical Interlock	14, 40	Open	7 8	3RA1962-2A 3RA1972-2A 49VM750H 49VM1650H								
	Includes wire & mounting plate	14, 40	Open	00-1 1 ¼ 2, 2 ½ 3, 3 ½ 4	49CCF22HP 49EEF22HP 49GFF22HP 49HHP22HP 49JJG22HP								
Includes mounting plate (Different Frame Sizes)	14, 40	Open	Left 2, 2 ½ 3, 3 ½	Right 3, 3 ½ 2, 2 ½	49L107944 49L107945								
 Surge Suppressor	Surge Suppressor for 120V AC coil. Limits transient voltage produced by the coil to 220% maximum peak line volts.	All but Class LE, CLM	All	00-4 ^①	49D26344								
 Auxiliary Power Pole	NO 36A at 600V AC Max NC 25A at 600V AC Max	All but Class LE, CLM	All	00-1 ¼	49SAF0 49SAFC								
 Auxiliary Power Pole	2 NC (mounts to contactor or power pole) 2 NO (mounts to contactor or power pole) 2 NO (mounts to contactor only) 1 NO (mounts to contactor only)	LEN, LED, LEF, LEB	All	20 Amps	49LN02A 49LN20A 49LS20A 49LS10A								
 Main Contacts Lighting Contactors	Top or Bottom, 2-Pole Top, 3-Pole Top or Bottom, 4-Pole Top or Bottom, 6-Pole	CLM	All	20 Amps	CLM4097331 CLM4097332 CLM4097333 CLM4097334								
 Mounting Kit for Open Heating & Lighting	6 - 12-poles	LEN, CLM	Open	30, 60 Amp	49MCM PMA								
 Load Side Power Take Off Kit	Includes 3 power lugs for making extra connections to the load side of the contactor	All but Class LE, CLM	All	00-1 ¼	49SAE								
 Lug Kit for Contactors <table border="1" style="margin-left: 20px; border-collapse: collapse;"> <thead> <tr> <th>Item</th> <th>Wire Range</th> </tr> </thead> <tbody> <tr> <td>49SAAF</td> <td>2-14</td> </tr> <tr> <td>49SAAH</td> <td>2/0-14</td> </tr> <tr> <td>75D35994001</td> <td>250MCM-6</td> </tr> </tbody> </table>	Item	Wire Range	49SAAF	2-14	49SAAH	2/0-14	75D35994001	250MCM-6	For AL/CU Wire	14, 40	All	2-2 ½ 3-3 ½ 4 Line 4 Load	49SAAF ^③ 49SAAH ^③ 75D35994002 ^③
	Item	Wire Range											
	49SAAF	2-14											
	49SAAH	2/0-14											
75D35994001	250MCM-6												
For AL/CU Wire	14, 40	All	5, 6	3RT1966-4G ^②									
Use CU Only	14, 40	All	7 8	49ZATK750-3 ^② 49ZATK1650-6 ^②									
 Ground Lug Kit Meets CSA Standard 22.2 No 14-1973	1 Conductor 2-14 For AL/CU Wire	All	All	All	49D11960001								
 Lightning Arrestor		All	All	All	49D45584002								
 Backspin Timer	On delay timer that reduces risk of starting into a backspin	87, 88	All	All	3RP2025-1A030 3RP2025-1AP30								
 Hole Plug	Covers the hole that is typically used for the conduit hub	87	All	1-4	49D41149006								

Illustration	Description	Contactor	Wire Size	Catalog Number	List Price \$
	Lug Kit 1 Kit=1 Terminal block. 1 kit necessary for each line and load.	NEMA size 4 (Vacuum) NEMA size 5 NEMA size 6	2/0 to 600 MCM, max. one 500MCM & one 600MCM	3RT1966-4G	

^① Surge Suppression for NEMA sizes 5 – 8 are supplied internal with the coil. For size 4 panelmount.

^② Only 3 lugs are supplied for line or load. If lugs for line and load are required order 2 kits.


^③ Lug Kit for contactors include 3 lugs for line or load. 75D35994001 for line side. 75D35994002 for load side.

Field Modification Kits


NEMA Accessories

Selection




Fused and Non-Fused Disconnect Switch Kits (Includes load base plus line and load fuse clips)②

	Basic Switch Ampere Rating	Switch Catalog Number Non-Fused	List Price \$	Switch Catalog Number Fused	List Price \$	Kit Description	Load Base Catalog Number Class J	List Price \$	Load Base Catalog Number Class H ③	List Price \$	Lug Wire Size
	30	HNB612		HFB21		30A, 250V	—	—	HBB21		#14-2 AWG (Cu/Al)
				HFB612		30A, 600V	HBB612		HBB612		
	60	HNB623		HFB22		60A, 250V	—	—	HBB22		#14-2 AWG (Cu/Al)
				HFB62		60A, 600V	HBB62		HBB62		
	100	HNB623		HFB63		100A, 250V	—	—	HBB63		#14-1/0 AWG (Cu/Al)
						100A, 600V	HBB63				
	200	HNB64		HFB64		200A, 250V	—	—	HBB64		#6-300 AWG (Cu/Al)
						200A, 600V	HBB64				



Class R Fuse Conversion Kits

	Catalog Number	Description	List Price \$
	HR21	30A, 240V	
	HR612	30A, 600V	
	HR612	60A, 240V	
	HR62	60A, 600V	
	HR63	100A, 240/600V	
	HR64	200A, 240/600V	

Hazardous Location Accessories For Enclosure Types 7 & 9

		Description	Conduit Size Inches	Catalog Number	List Price \$
Breather/Drain		Install in bottom as drain. Install in top as breather. Suitable for Class I groups C & D and for Class II groups F & G applications only for 1/2" NPT.		51AADB	
Hole Plugs		For tapered NPT conduit openings.	1/2 3/4 1 1 1/2 2 2 1/2	51AAHA 51AAHB 51AAHC 51AAHD 51AAHE 51AAHF	
Reducer Bushings		Cast aluminum, UL Recognized and CSA Certified. Used to reduce existing tapered NPT conduit opening when required.	3/4-1/2 1-1/2 1 1/2-3/4 1 1/2-1	51AARBA 51AARCA 51AARDB 51AARDC	
			2 1/2-3/4 2 1/2-1 2 1/2-1 1/2 2 1/2-2	51AARFB 51AARFC 51AARFD 51AARFE	
			3-1 3-1 1/2 3-2 3-2 1/2	51AARGC 51AARGD 51AARGE 51AARGF	

Conduit Hubs

Description	Conduit Size	Class	Controller Size	Enclosure Type	Catalog Number	List Price \$
 Conduit Hubs For Enclosures Noncombination - NEMA 12 may be field modified for NEMA 3/3R. Combination - NEMA 12 may be field modified for NEMA 3/3R/4 enclosure. Use UL Listed conduit hub for the appropriate NEMA type.	Metal Hub 3/4" 1" 1 1/2" 2" 2 1/2"	All	All	12, 3, 3R, 4	49MACML 49MACMD 49MACMN 49MACMF 49MACMG	
 NEMA 3R requires the location of the conduit hub to be at a level above the lowest live part and holes of 1/8" dia. to be added in the bottom of the enclosure. Does not apply to class 87 Pump Panels.	Metal Hub 1" 1 1/2" 2" 2 1/2"	81, 87	All	3R	75D41149001 75D41149003 75D41149004 75D41149005	

① Product Category: PILO.
② Product Category: HDSS.

③ For Class R fuses order Class H kit from this table and the Class R conversion kit.

1

2

3

4



5

6

7

8

Sirius 3RB20

Illustration	Description	For Overload Type	Catalog Number	List Price \$	
 Reset plunger with reset button  Flexible reset	Reset mechanisms Reset plunger Mounts directly to overload relay. Requires separate reset operator in enclosure door. Kit includes reset plunger, holder and funnel.	3RB206	3RU1900-1A		
	Flexible cable reset mechanism Requires a 6.5 mm hole in the enclosure with a maximum enclosure thickness of 8 mm.	Cable length 15.75 in (400mm) Cable length 23.62 in (600mm)	3RB206	3RU1900-1B 3RU1900-1C	
	Covers Tamper resistant cover for current setting and manual/automatic reset button.		3RB206	3RB2984-0	

Competitive Retrofit Overload Plates

Manufacturer	NEMA Size	Plate Part Number	List Price \$
A-B	0, 1	49D57090	
A-B	2	49D57161	
Sq.D	0, 1	49D57091	

Electronic Coil System with Remaining Lifetime Indication and 24VDC PLC Output





Class	Size	Model Type	21 - 27V		96 - 127V		200 - 277V	
			Catalog Number	List Price \$	Catalog Number	List Price \$	Catalog Number	List Price \$
All	5	P	–	–	3RT1965-5PF31		3RT1965-5PP31	
		V	–	–	3RT1966-5PF31		3RT1966-5PP31	
	6	P	–	–	3RT1975-5PF31		3RT1975-5PP31	
		V	–	–	3RT1976-5PF31		3RT1976-5PP31	

Field Modification Kits






Class MT, MTG

Selection

Fuse Blocks, Touch-Safe Terminal Covers

Catalog Number	Description	List Price \$
 KCCFP2RG	2-Pole Primary Class CC Fuse Block for domestic fusing. Max 600V.- (Single pole cover kits, if required are listed below. One cover kit required per pole.)	
 KCCF1G	1-Pole Secondary Midget Fuse Block for 13/32 × 1 1/4 domestic Fusing. Max 250V. (Single pole cover kits, if required are listed below.)	
 KCCFBCK	Single Pole Fuse Block cover Kit for domestic fuse blocks listed above. (For primary or secondary) 2-Kits required for 2-pole fuse block.	
 KTTSC4P (cover for 4 terminals)	Snap-On Transformer Terminal Touch-Safe Cover Kit. (Includes primary and secondary covers.) KTTSC6P (cover for 6 terminals) also available.	
49FCCPT	Fuse Clips 2 per pack	
49JUCPT	Terminals Jumper	

International Fusing^①

Catalog Number	Description	List Price \$
 8WA1011-1SF12	1-Pole Fuse Block, Touch-Safe. Up to 6.3A for 5 mm × 20 mm or 5 mm × 25 mm (Requires DIN Rail Mounting)	
 3NW7011	1-Pole Fuse Block, Touch-Safe 25A, for 10 × 38 mm Cylindrical Fuses. (Requires DIN Rail Mounting.)	
 3NW7021	2-Pole Fuse Block, Touch-Safe 25A, for 10 × 38 mm Cylindrical Fuses. (Requires DIN Rail Mounting.)	
 3NW7111	1-Pole Fuse Block, Touch-Safe 4-50A, for 14 × 51 mm Cylindrical Fuses. (Requires DIN Rail Mounting.)	
 8WA1815	Fuse Block DIN Rail Mounting for separate screw mounting to panel. (Max 2-pole 2-25A size per rail.) (Max 1-pole 4-50A size per rail.)	

^①Product Category: IEC.